




## ROMPOX® - PROFI-DEKO

The professional grit and gravel hardener

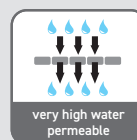
Your gravel has rolled out. Loose stones on paths or lawns does not have to be. With ROMPOX® - PROFI-DEKO, grit and gravel can be bonded together to create a sure-footed, visually appealing surface. Especially for tree surrounds, on cemetery paths or playgrounds, around benches or for decorative purposes, with the 2-component synthetic resin binder for washed, dried and dust-free grit / gravel all projects can be achieved in public areas. The surfaces are permeable to water and easy to clean.



Colour examples for separately bought grit/gravel

### Properties

- surface depths from 30 mm | 1 1/4"
- highly water permeable
- ideal for pathway construction and tree pits
- for professional use
- high strength
- with white and light stones yellowing may occur due to raw materials
- for stones containing calcium carbonate (marble / chalk, sand-lime bricks, etc.) we recommend ROMPOX® - DEKO



# ROMPOX® - PROFI-DEKO

The professional grit and gravel hardener

## APPLICATION

**Construction site requirements:** The foundation needs to be prepared according to the expected traffic loads. Superstructure and substructure must be water permeable. Regulations and leaflets regarding construction of paved stone surfaces should be heeded. Future loads must not cause the surface to settle or loosen stones. Ideally, you would use ROMEX® Trass-Bed products. For optimum application it is recommended using ROMEX® application tools.

**Preparation:** Prepare surface for hardening by making sure it is compact and stable to a depth of at least 30 mm | 1 1/4". Adjoining surfaces that are not to be joint-fixed are taped off. Not all grit/gravel bought from the construction trade or DIY shop is clean and dry, therefore it is important to carry out cleaning and drying before using ROMPOX® - PROFI-DEKO.

### Here two types of cleaning:

**1.** Pour gravel or grit into a concrete mixer, add enough clean water and mix well for at least 1 minute. After completing the mixing process carefully pour the cloudy water out of the mixer. Repeat the process until the emptied water is almost clear and the grit/gravel is clean. Spread the washed gravel in a thin layer on a fleece or mat and allow to dry completely (ideally under direct sunlight).

**2.** Fill a clean mortar trough with clean water, pour the grit/gravel into a metal basket or similar, dip the metal basket into the mortar trough, and move it up and down until the gravel is cleaned. Then let the grit/gravel dry as described above.

### Mixing: See mixing ration in the consumption table !

Pour the clean and dry grit/gravel into the pug mill mixer or free fall mixer and start the mixing process. Whilst mixing, slowly add the separately packaged 3 kg | 6.6 lbs resin/hardener component completely into the mixture. Total mixing time: at least 6 minutes. Basically: the more tin content is used, the better the end result. **Professional tip:** First mix the two components in a clean container for 2 minutes. Afterwards mix the binder with the grit/gravel in the forced or tumble mixer for 1 minute until all the stones are evenly wetted. Total mixing time: at least 3 minutes.


**Application:** Pour the ready to use mix onto the prepared surface; if necessary, disperse it with a shovel and draw off on the same level in a coat height of at least 30 mm | 1 1/4" with a level rod. Compact the mixture using a light vibratory plate or smoothing trowel and then smooth off the surface. Good compacting is essential for a durable end product! Take care to avoid impurities by binding agent and footprints on the stone surface.


**Subsequent treatment:** The freshly jointed surface needs to be protected against rain for the next 24 hours. The rain protection layer must not be laid directly onto the paved surface, to ensure sufficient air circulation. Particularly heavy used surfaces (e.g. public tree pits) have to install with a surface depth of min. 5 cm. Immediately after the surface has hardened, ROMPOX® - PROFI-DEKO is painted over the stone surface undiluted using a paintbrush or fur roller as a sealant. This ensures an even better surface strength. Consumption for subsequent sealing: approx. 200-300 ml/m² | 0.05-0.08 gal/sq ft. This process is repeated on average every 3 years.

**Important notes:** In case of uncertainty, a sample surface should be tested before the entire jointing is done. Washed grit/gravel must be completely dry. In connection with dampness it can lead to loss of strength!

## TECHNICAL DATA

Test report no. 53-1607/12 CPH-13478 (Technical datas depend on used grit/gravel)		
System	2-component epoxy resin system	
Compressive strength	13.9 N/mm²   2 016 psi Building site value	DIN 18555 part 3
Bending tensile strength	4.8 N/mm²   696 psi Building site value	DIN 18555 part 3
Hard mortar raw density	1.58 kg/dm³   0.91 oz/in³ Building site value	DIN 18555 part 3
Application time at 20 °C   68 °F	20-30 minutes	ROMEX®-norm 04
Application temperature	> 0 °C up to max. 30 °C   > 32 °F up to max. 86 °F At lower temperatures slow hardening, at high temperatures quick hardening	
Re-opening of surface at 20 °C   68 °F	after 24 hours can be walked on, after 6 days fully load bearing	
Water permeability	very high permeable depending on grain size	
Storage life	24 months	
Storage	frostfree, dry	

 <b>Approx. consumption per 1,5 m² at Ø 30 mm surface depth:</b> Pedestrian loads: e. g. garden paths, flower beds, spray protection strip or tree pits <b>3 kg resin/hardener component ROMPOX® - PROFI-DEKO + 75 kg   165 lbs (3x25 kg   3 55.1 lbs) grit/gravel</b> (grain size of approx. 2-5 mm   1/16 - 1/4")				
<b>Examples: Consumption binding agent grit strengthening per m²*</b>				
Material	Density	Minimum depth	Quantity of grit/gravel	Quantity of binder
2-5 mm Granite grit	1 720 kg/m³	3 cm	52 kg	2,1 kg
4-8 mm Grit	1 360 kg/m³	3 cm	41 kg	1,6 kg
8-11 mm Grit	1 420 kg/m³	3 cm	43 kg	1,7 kg
12-16 mm Round gravel	1 580 kg/m³	5 cm	79 kg	2,4 kg
16-22 mm Grit	1 480 kg/m³	7 cm	104 kg	3,1 kg
32-45 mm Round gravel	1 620 kg/m³	15 cm	243 kg	7,3 kg

 <b>Approx. consumption per 0,7 m² at Ø 50 mm surface depth:</b> Light traffic loads up to 3 t: i.e. Privately used driveways or car parking spaces <b>3 kg resin/hardener component ROMPOX® - PROFI-DEKO + 50 kg   110 lbs grit/gravel</b> grain size from approx. 2-5 mm to 4-8 mm   1/16 - 1/4" to 3/8 - 3/4"				
Use only settlement-free, water permeable bedding and base course. We recommend ROMPOX® - TRASS-BED as bedding mortar. Immediately after hardening of the surface, the ROMPOX® - DEKO binding agent that was used is applied undiluted with a brush or fur roller to the stone surface to act as a sealant. This process ensures an even better surface strength. Consumption for subsequent sealing: approx. 200-300 g/m²   0.44-0.66 lbs/sq ft.				
<b>Examples: Consumption binding agent grit strengthening per m²*</b>				
Material	Density	Minimum depth	Quantity of grit/gravel	Quantity of binder
2-5 mm Granite grit	1 720 kg/m³	5 cm	86 kg	5,2 kg
4-8 mm Grit	1 360 kg/m³	5 cm	68 kg	4,1 kg

Further information, films and consumption calculator can be find at [www.romex-ag.de](http://www.romex-ag.de)



## GENERAL NOTES

\* Please note that the calculation of the weight for the grit/gravel is only an approximation. The materials used are natural building materials and are therefore subject to natural fluctuations. When compacted, the volume decreases, by what the demand/quantity increases.

**Note on the surface depth:** The surface should be three times as deep as the largest grain of the grit/gravel used to obtain a homogeneous and stable surface.

Only washed and dry fillers are to be used.

### General notes

The information printed in this brochure is based on experiential values and the current levels of knowledge in science and practice, however they are not binding and have no legal force. All previous information becomes invalid with the issue of this brochure. Images similar. Effective May 2022. We reserve the right to make changes.

Follow us:



ROMEX® GmbH  
 Industriepark Kottenforst  
 Mühlgrabenstraße 21  
 53340 Meckenheim  
 +49 (0) 2225 70954-20  
[www.romex-ag.de](http://www.romex-ag.de)

